

CX112B Studio Condenser Microphone

OVERVIEW

The CX112B is a large diaphragm condenser microphone with a contemporary design and excellent performance characteristics. It is an exceptional tool for professional audio production, project studios and live stage performances. Delivering a smooth, uniform frequency response from 20 Hz - 20 kHz, the CX112B offers a rich, full bodied sound delivered by its 35 mm capsule.

The CX112B is equipped with a bass roll-off filter to help eliminate rumble in the lower frequencies and a -10 dB pad for use in higher SPL up to 145 dB. Applications would include a wide variety of acoustic instruments, vocals, string sections, guitar, ensembles, guitar cabinets and ambient room miking.

Designed with low noise preamp circuitry, the CX112B operates on phantom power. For optimum results, the CX112B should be used with a high quality mic preamplifier and microphone cable.

MODEL VARIATIONS

CX112BMP - Matched stereo pair

SUPPLIED ACCESSORIES

MC112 - Mic stand adapter. Includes thumb screw and threaded adapter that securely holds mic in place.

CASEWOOD - Foam-lined wood case

OPTIONAL ACCESSORIES

WSCX - Optional external foam windscreen for reducing wind, sibilance, and pop noise.

APS2 - Two-channel 48 V phantom power supply. 110 V switchable to 240 V. Detachable power cord.

PD133 - Optional two-layer mesh pop diffuser for controlling acoustic plosives.

Cabgrabber - Tension fit microphone holder

SMTCX112 - Heavy-duty aluminum caged shock mount system with nylon cable.



FEATURES

- High quality sound, affordable excellence
- Bass roll-off filter and -10db pad
- Low noise preamp circuitry
- Designed, assembled & tested in the USA
- 3 year warranty

APPLICATIONS

- Studio, lead and backing vocals
- Voice over
- Ambient room mic
- Choir
- Orchestra
- Drum overheads, guitar cabinets
- Acoustic instruments



MC112



CASEWOOD



WSCX



APS2



PD133



CABGRABBER
& BoomCG



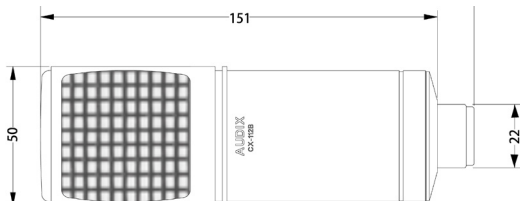
SMTCX112

CX112B

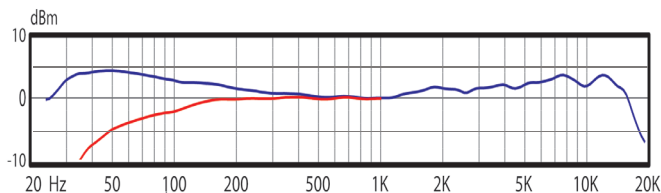
SPECIFICATIONS

Transducer Type	Condenser
Frequency Response	20 Hz - 20 kHz
Polar Pattern	Cardioid
Output Impedance	120 ohms
Sensitivity	18 mV / Pa @ 1k
Capsule Technology	27.5 mm / 1.08 in GV Diaphragm
Equivalent Noise Level	15 dB (A-weighted)
Signal to Noise Ratio	79 dB
Maximum SPL	≥135 dB / ≥145 dB with Pad
Dynamic Range	120 dB
Power Requirements	48 V phantom
Connector	3-pin XLRm
Polarity	Positive pressure on diaphragm produces positive voltage on pin 2 relative to pin 3 of output XLR connector
Materials / Finish	Aluminum & Zinc Alloy / Black Finish
Weight	340 g / 12 oz
Length	165 mm / 6.5 in

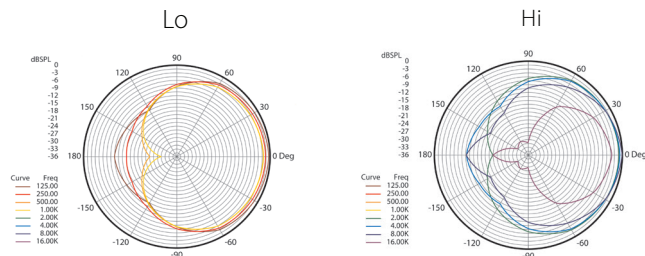
DIMENSIONS (mm)



FREQUENCY RESPONSE



POLAR PATTERNS



PRODUCT REGISTRATION: Please register your product online at www.audixusa.com/docs_12/about/product_registration.shtml.

SERVICE AND WARRANTY: These microphones are under warranty for a period of 3 years to be free of defects in material and workmanship. In the event of a product failure due to materials or workmanship, Audix will repair or replace said product at no charge with proof of purchase. Audix does not pay or reimburse shipping costs for warranty repairs or returns. The warranty excludes any causes other than manufacturing defects, such as normal wear, abuse, environmental damage, shipping damage or failure to use or maintain the product per the supplied instructions. No Implied Warranties: All implied warranties, including but not limited to implied warranties of merchantability and fitness for a particular purpose are hereby excluded. The liability of Audix, if any, for damages relating to allegedly defective products shall be limited to the actual price paid by Dealer for such products and shall in no event include incidental or consequential damages of any kind. Should your microphone fail in any way, please contact the Audix Service department at 503.682.6933. A Return Authorization is required before returning any product. OTHER THAN THIS WARRANTY, AUDIX MAKES NO WARRANTIES, EXPRESS OR IMPLIED, WITH RESPECT TO THE PRODUCTS, THE USE OF THE PRODUCTS, THE PERFORMANCE OF THE PRODUCTS. AUDIX SHALL NOT BE LIABLE FOR SPECIAL INCIDENTAL, CONSEQUENTIAL, INDIRECT OR SIMILAR DAMAGES ARISING FROM OR BASED ON THE SALE, USE, STORAGE OR DISPOSAL OF THE PRODUCTS, AUDIX'S SERVICE WORK, BREACH OF WARRANTY, BREACH OF CONTRACT. NEGLIGENCE, OR ANY OTHER THEORY OF LIABILITY, EVEN IF AUDIX HAS BEEN ADVISED OF THE POSSIBILITY OF SUCH DAMAGES.

ARCHITECT AND ENGINEER SPECIFICATIONS

The microphone shall be of the condenser type with a cardioid polar pattern. The microphone shall operate on 48 volts phantom power and the nominal output impedance shall be equal to 120 ohms at 1 kHz. The microphone shall have a sensitivity of 18 mV / Pa and shall have a maximum SPL level of ≥145 dB with a THD of 0.5% when the -10 dB pad is engaged. The microphone shall have a fine steel mesh grill and a brass body 50 mm in diameter and 165 mm in length.

OPERATION AND MAINTENANCE

The CX112B is a low impedance microphone and should be plugged into a "mic level" input on your console, mixer, or recording device. The CX112B requires phantom power and will NOT operate without phantom power voltage (48 Volts recommended) which is available on most professional mic preamps and mixing devices. If phantom power is not available on your equipment, use a phantom power supply such as the Audix APS2.

Avoid plugging or unplugging the microphone from a PA system unless the channel is muted or the volume of the system turned down. Failure to do so may result in a loud "popping" noise which could seriously damage the speakers in the PA system, studio monitors and headphones.

USER TIPS

The correct side: Note that the front of the microphone element is on the same side as the printing. This side of the microphone should be facing towards the sound source.

The Switches: The CX112B is equipped with two slider switches that control the -10 dB pad and bass roll-off. They are located directly above the Audix logo on the front of the mic.

-10 dB Pad: The 10 dB switch is located above the Audix logo and to the right. When the switch is all the way to the left, (the 0 dB position), it is NOT engaged, and the mic is at its normal output level. The -10 dB pad allows you to change the sensitivity (output level) of the microphone right at the capsule. This is much more effective than padding the mic at the preamp stage on the console or mixing device. The net result is the ability to record very high sound pressure levels before distortion.

Bass Roll-Off: This feature allows you to change the frequency response of the CX112B and gently diminish the bass response from 300 Hz and below. The bass roll-off (also referred to as "attenuation") is the switch on the left-hand side above the Audix logo. When the switch is all the way to the left (the "Flat" position), the bass roll-off is NOT engaged. In some cases, you will want to roll-off or filter out the bass frequencies from your recording or performance. These frequencies can be controlled by external EQ, however, the advantage of having them on the microphone is it is much cleaner to control these frequencies at the capsule level. In the case of live recording, the bass roll-off will help to eliminate unwanted boominess or rumble coming from other instruments on the stage (for example, the bass and bass drum). In the case of a recording environment, it will depend on the instrument or voice being recorded. The roll-off can help to eliminate plosives or popping from a vocal or it may be utilized to clean up the excessive bass frequencies from certain instruments. In any case, it is recommended to try "with" and "without" roll-off before making any final decisions.

Further miking techniques may be found at www.audixusa.com.