


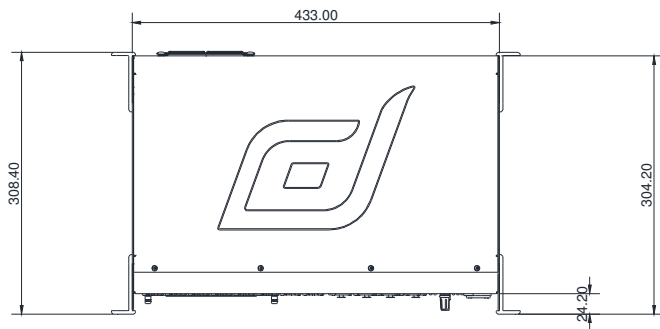
CDM64 Technical Datasheet

Overview

- 64 mic/line inputs, 32 line outputs
- **XCVI** 160x64 FPGA core
 - 96kHz sample rate
 - Variable bit-depth for ultimate precision and noise performance
 - Virtually infinite mix headroom thanks to 96bit accumulator
 - Class leading, ultra-low latency 0.7ms
- 128 Input Channels with full processing
- 64 Mix Outputs with full processing
- Configurable 64 bus architecture (group, FX, aux, matrix, mains)
 - LR, LCR and up to 5.1 mains mode
 - Multiple PFLs
- 16 **RackExtra FX** with dedicated stereo returns
- Automatic Mic Mixer (AMM) up to 4 zones, 64 ch
- **DEEP** processing – powerful embedded plugins including GEQ and compressor modelling
- 24 DCAs
- Built-in signal generator, RTA and spectrogram
- New preamp design for extra transparency
- Unique Active PAD circuit for consistent performance with any source
- Connection hub
 - 1 x GigaACE gigabit link to MixRack
 - 2 x DX link for I/O expansion
 - 1 x I/O Ports – 128 ch 96 kHz
 - Dedicated ME-1 48kHz port
 - 2 x Network ports
 - Wordclock BNC I/O
- Flush front panel with ultra-quiet fan
- Reversible rack ears design

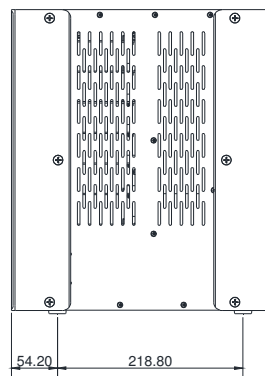
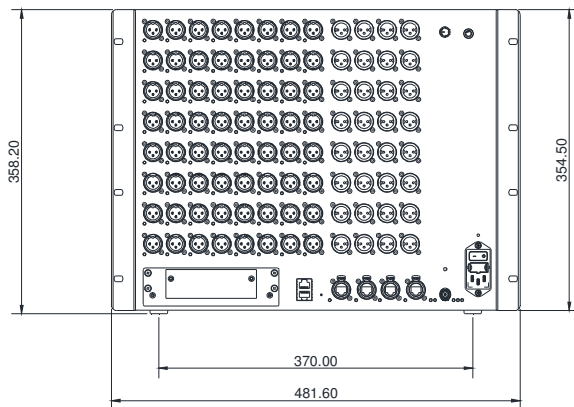


Dimensions



CDM64 - without box
 Width - 481.6mm/19"
 Depth - 309mm/12.2"
 Height - 354.5mm/14"/8U
 Weight - 13.5kg/29.7lbs

CDM64 - with box
 Width - 600mm/23.7"
 Depth - 430mm/17"
 Height - 520mm/20.5"
 Weight - 16.5kg/36.5lbs



A&E Specifications

The mixer shall be an 8U rack-mountable device capable of stand-alone operation, with or without a control surface. It shall be capable of 128 input channels, 64 mix busses, and over 400 soft-patchable system inputs and outputs, all independently assigned. There shall be 16 stereo rack FX engines with dedicated stereo returns, and 24 DCAs. The rack unit shall contain the mix engine. This mix engine shall run at 96kHz sampling rate and employ FPGA technology for digital signal processing. The system latency from analogue input to output shall not exceed 0.7ms.

The mixer shall provide 64 XLR inputs of high quality and capable of handling microphone or line signals and shall have remote controlled analogue gain adjustable in 1dB steps, a 20 dB PAD, and phantom power. All input channels shall be configurable mono/stereo and have access to any hardware input on the unit, or remote input via expansion options. Mix busses shall be configurable as any combination of mono/stereo auxiliary sends, groups, mains, FX sends or matrices. All output channels shall be routable to any of the 32 XLR line outputs on the unit, or remote output via expansion options. All input channels shall contain the following processing: Trim, Polarity, High Pass Filter, Low Pass Filter, two Insert points, Gate, Parametric EQ, Compressor, Delay. All output mix channels shall contain the following processing: External input, Trim, Polarity, Insert, Parametric EQ, Graphic EQ, Compressor, Delay. The channel processing shall also provide high quality emulations of classic compressors and GEQs. These emulations shall be insertable on the fly on any channel without using the internal FX and without the need of external plug-ins or licenses.

16 user-assignable effect racks shall be provided with a library of factory preset FX emulations. The FX racks shall be individually configurable as send/return from a channel or FX/Mix, or inserted into input or output channels. The mixing system shall provide the options of FX racks processed signals to be returned to other mixes via dedicated FX input channels with PEQ, assigned as sources to input channels, daisy-chained to another FX rack by internal patching, or routed to an output socket or interface channel. A global source option for input channel direct outs shall be provided in the routing screen. The tap-off point can be adjusted to the following positions in the processing path: post Preamp, post HPF, post Gate, post Insert return, post PEQ, post Compressor, and post Delay. There shall be further global options for Follow Fader, and Follow Mute.

The mixer shall provide Automatic Mic Mixing (AMM) of up to 64 microphone sources into 1, 2 or 4 zones. The AMM shall be capable of running in classic gain sharing mode or optionally as a NOM (Number of Open Microphones) algorithm.

A single 128-channel I/O port for an optional digital interface module shall also be provided. Optional interface modules shall include: MADI, EtherSound, Dante, Waves SoundGrid, and ACE.

An Ethercon port shall be provided for connection to the control surface via the Allen & Heath gigaACE protocol. This connection shall carry over 300x300 channels of uncompressed audio at 96kHz, control data and tunnelling of third party Ethernet traffic. An Ethercon port shall also be provided for I/O expansion, carrying up to 32x32 channels of uncompressed audio at 96kHz. A range of optional expansion racks shall be provided and shall include fixed format and modular racks with analogue or digital I/O. A further Ethercon port shall be provided for connection to the Allen & Heath ME personal mixing system. This connection shall carry 40 channels of uncompressed audio at 48kHz with built-in sample rate conversion, and channel naming.

A BNC connector shall be provided on the unit for Wordclock input and output. A pair of RJ45 sockets shall be provided for gigabit Ethernet network connections to laptops or other control systems. A headphone output shall also be provided.

The unit shall have a fixed power supply accepting AC mains voltages of 100~240V, 50/60 Hz, 175W max via an earthed 3-pin IEC male connector. A rocker switch shall be provided near the mains inlet to isolate the mixer from the incoming mains supply. The rack ears shall be provided with the unit and reversible so that either face of the unit can be presented on the front of the rack or flight case.

The mixer shall provide the facility to save 500 scenes. The scenes shall be nameable and a descriptive text entry per scene provided. A comprehensive table of Scene Safes shall be provided to prevent selected items from being changed from their state when the safe was enabled. A comprehensive scene filter shall be provided per scene to Allow / Block each parameter saved in a scene from being changed as that scene is recalled. A Cue List of scenes shall be provided to facilitate a running order of scenes from the master list. A crossfade of up to 20 seconds shall be adjustable per scene. Scene recall may be embedded into a scene with the option to delay the start of the embedded scene recall by up to 4 minutes.

An option shall be provided for password protection for log-in of several users with different levels of system access and permissions. A particular scene may be chosen to be recalled per change of user-login if desired.

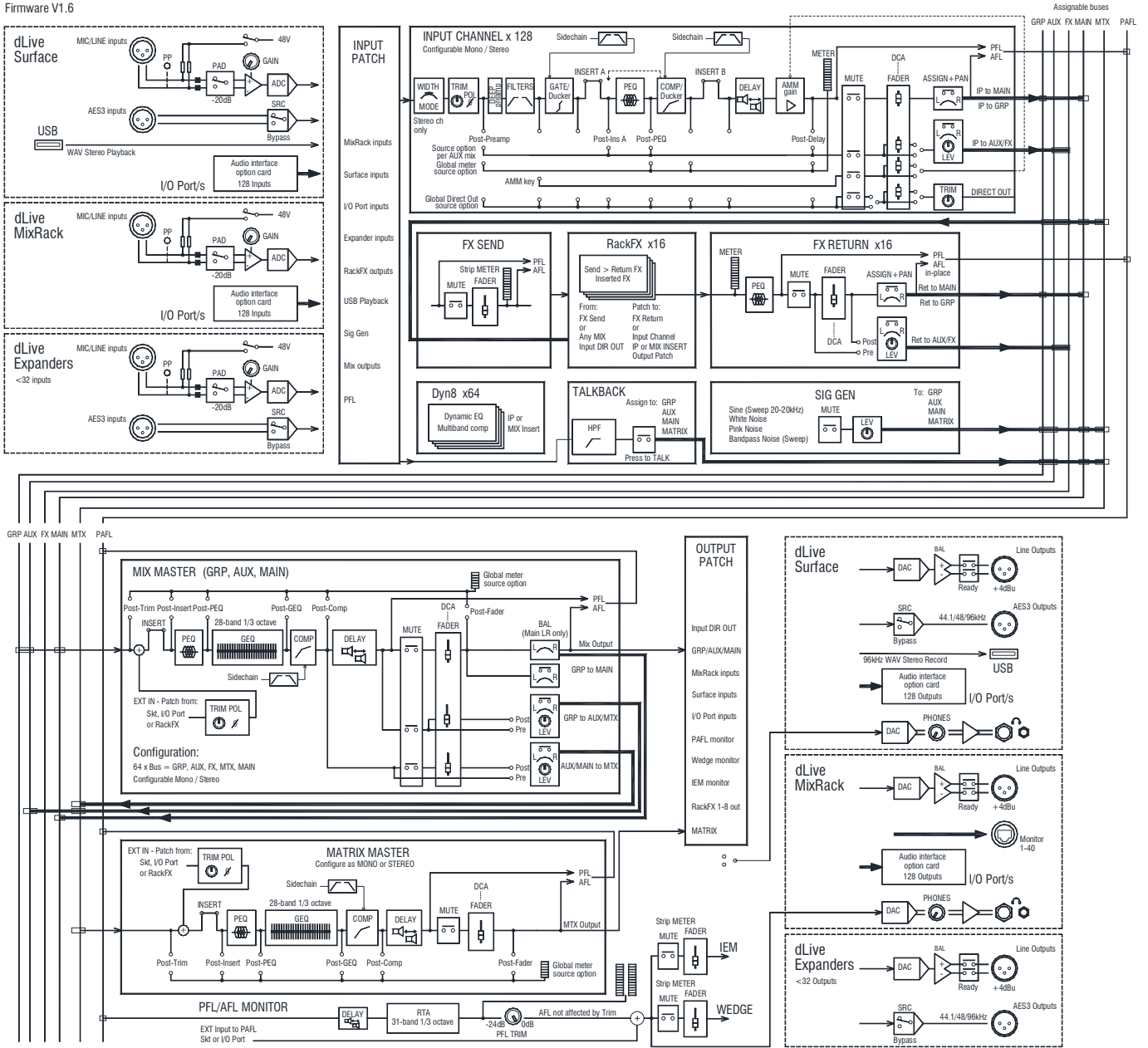
The mixer shall be the Allen & Heath dLive CDM64.

Block Diagram

dLive SYSTEM BLOCK DIAGRAM

Firmware V1.6

128 input channels x 64 bus Mix Engine



Technical Specifications

Inputs

| | |
|----------------------------|--|
| Mic/Line XLR Inputs | Balanced XLR, +48V phantom power |
| Mic/Line Preamp | Fully recallable |
| Input Sensitivity | -60 to +15dBu |
| Analogue Gain | +5 to +60dB, 1dB steps |
| Pad | -20dB Active PAD |
| Maximum Input Level | +30dBu (PAD in) |
| Input Impedance | >4k Ω (Pad out), >10k Ω (Pad in) |
| Mic EIN | -127dB with 150 Ω source |
| Phantom Power indication | Per socket, internal or external phantom power sensing, triggered at 24V |

System

| | |
|--|--|
| Measured balanced XLR in to XLR out, 20-20kHz, minimum Gain, Pad out, signal @ 0dB (meter) | |
| Dynamic Range | 110dB |
| System Signal to Noise | -92dB |
| Frequency Response | 20Hz - 30kHz +0/-0.8dB |
| THD+N (analogue in to out) | 0.0015% @ +16dBu output, 1kHz 0dB gain |
| Headroom | +18dB |
| Internal operating Level | 0dBu |
| dBFS Alignment | +18dBu = 0dBFS (+22dBu at XLR output) |
| Meter Calibration | 0dB meter = -18dBFS (+4dBu at XLR out) |

Outputs

| | |
|-----------------------------|---------------------------|
| Analogue XLR Outputs | Balanced, Relay protected |
| Output Impedance | <75 Ω |
| Nominal Output | +4dBu = 0dB meter reading |
| Maximum Output Level | +22dBu |
| Residual Output Noise | -92dBu (muted, 20-20kHz) |
| | -90dBu (muted, 20-40kHz) |

| | |
|-----------------------|--|
| Meter Peak indication | -3dBFS (+19dBu at XLR out) |
| Sampling Rate | 96kHz +/- 20 PPM |
| ADC | 24-bit Delta-Sigma |
| DAC | 24-bit Delta-Sigma |
| Latency | 0.7 ms (MixRack XLR in to XLR out, Input to Mix) |
| | + 5 samples, Surface to Mixrack (GigaACE hop) |
| | + 8 samples, DX32 to Mixrack (DX hop) |

Dimensions and Weights

| | | | |
|---------------|--|-----------------------------|--|
| | Width x Depth x Height x Weight | Operating Temperature Range | 0 deg C to 35 deg C (32 deg F to 95 deg F) |
| CDM64 | 481.6 x 309 x 354.5 mm 8U (19"x 12.2"x 14") x 13.5kg (29.7lbs) | Mains Power (MPS16) | 100-240V AC, 50-60Hz, 175W max |
| CDM64 - boxed | 600 x 430 x 520 mm (23.6"x 16.9"x 20.5") x 16.5kg (36.5lbs) | | |